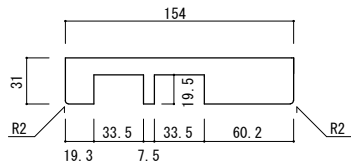


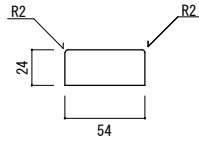
innoa -イノア- 2本3本引込戸

2本引き込み用

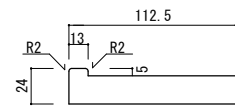
上枠



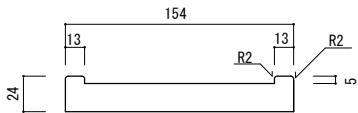
方立て



戸当たり

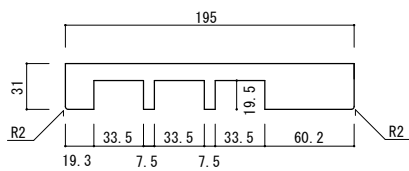


縦枠

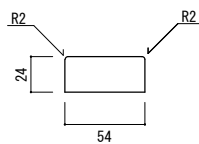


3本引き込み用

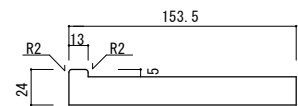
上枠



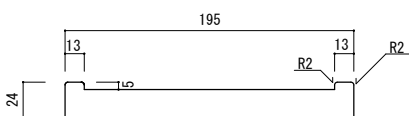
方立て



戸当たり



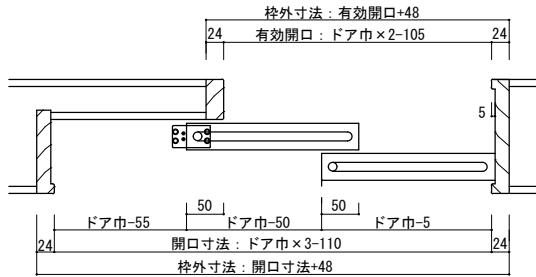
縦枠



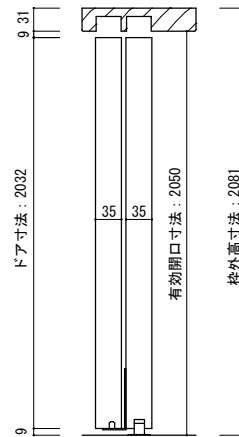
innoa -イノア- 2本3本引込戸

2本引き込み戸

横断面図



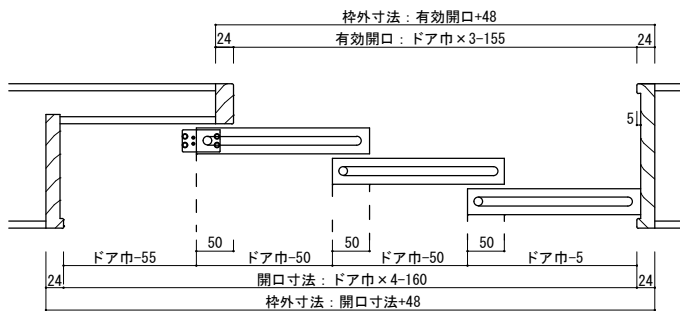
縦断面図



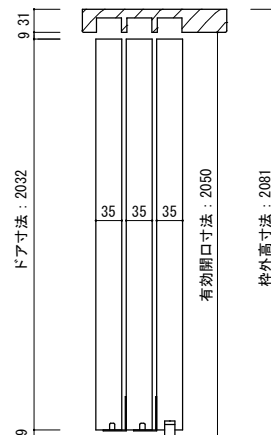
2本引込戸	本体寸法		枠外寸法		有効開口
	W	H	W	H	W
2' - 0"	610	2032	1768	2081	1115
2' - 2"	661		1921		1217
2' - 4"	711		2071		1317
2' - 6"	762		2224		1419
2' - 8"	813		2377		1521
3' - 0"	914		2680		1723

3本引き込み戸

横断面図



縦断面図



3本引込戸	本体寸法		枠外寸法		有効開口
	W	H	W	H	W
2' - 0"	610	2032	2328	2081	1675
2' - 2"	661		2532		1828
2' - 4"	711		2732		1978
2' - 6"	762		2936		2131
2' - 8"	813		3140		2284
3' - 0"	914		3544		2587